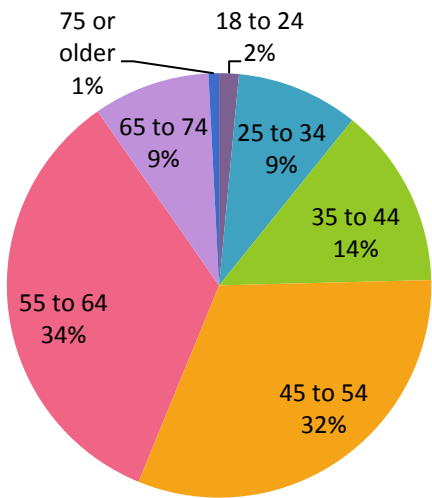
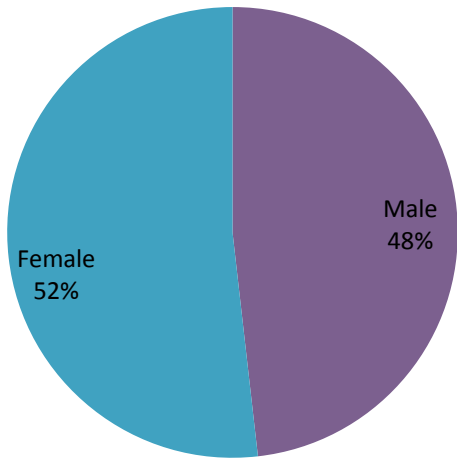


# Report for Financial Wellness Quiz

What is your age?



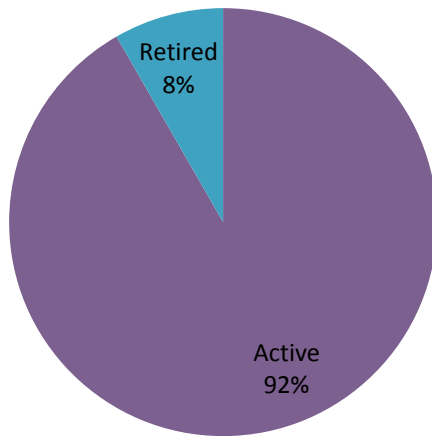
What is your gender?



Value	Percent	Count
18 to 24	1.5%	46
25 to 34	9.3%	288
35 to 44	13.8%	427
45 to 54	31.6%	979
55 to 64	34.1%	1,054
65 to 74	8.9%	277
75 or older	0.8%	24
	Total	3,095

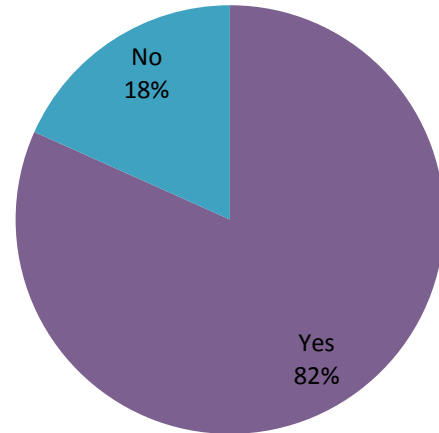
Value	Percent	Count
Male	48.2%	1,469
Female	51.8%	1,580
	Total	3,049

### What is your employment status?



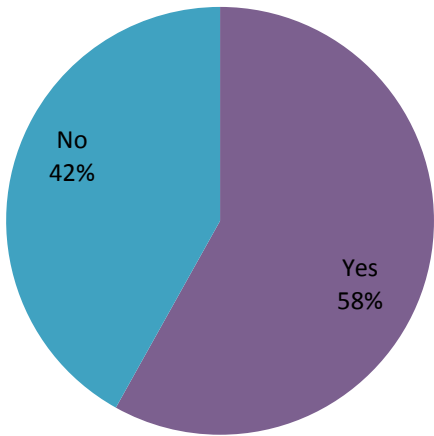
Value	Percent	Count
Active	91.7%	2,803
Retired	8.3%	253
	Total	3,056

### Do you have an account with the City's Deferred Compensation Plan?



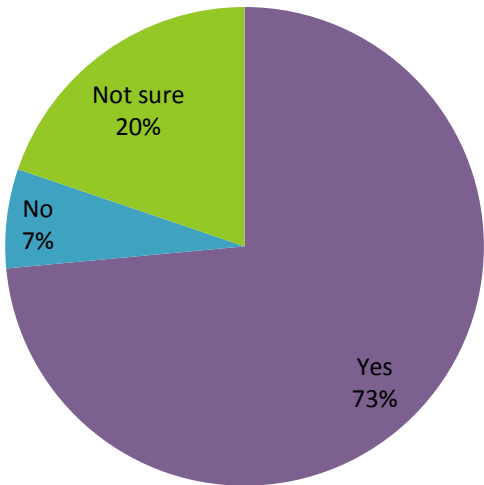
Value	Percent	Count
Yes	81.7%	2,516
No	18.3%	563
	Total	3,079

I maintain a monthly budget that tracks my income and expenses.



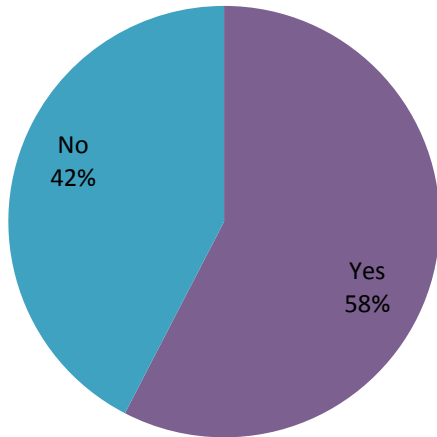
Value	Percent	Count
Yes	58.1%	1,721
No	41.9%	1,241
	Total	2,962

I have sufficient insurance coverage to protect my health, home, vehicle, life, disability, and other vital assets and needs.



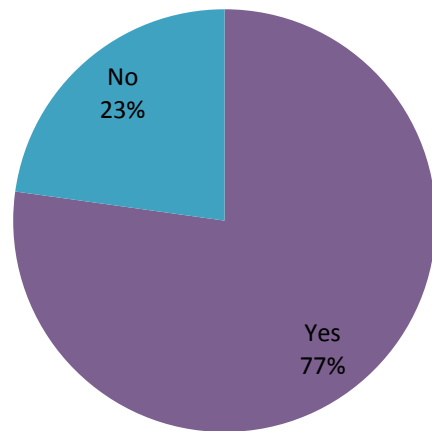
Value	Percent	Count
Yes	73.6%	2,100
No	6.7%	191
Not sure	19.8%	564
	Total	2,855

**I have two savings accounts: one for emergencies, and one for major purchases.**



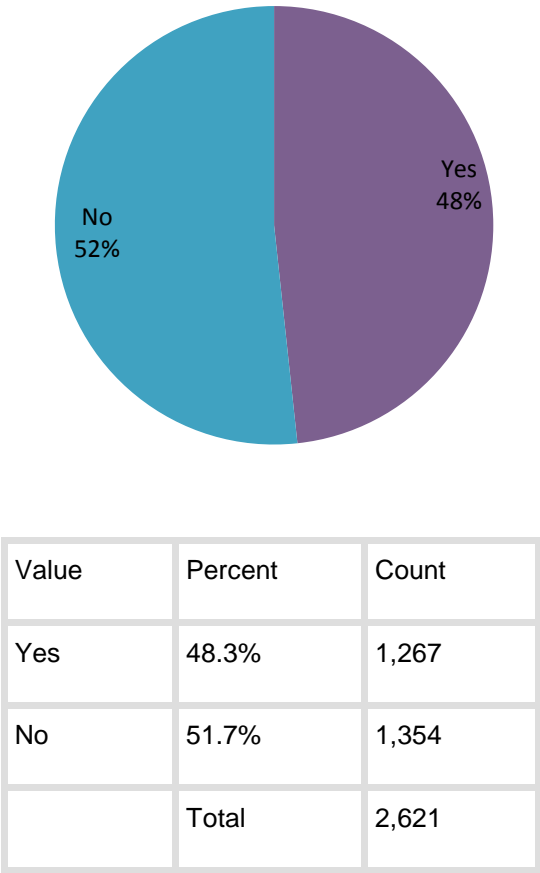
Value	Percent	Count
Yes	57.6%	1,634
No	42.4%	1,204
	Total	2,838

**I have reviewed my credit score / credit report from a major credit agency within the last 12 months.**



Value	Percent	Count
Yes	77.2%	2,125
No	22.8%	627
	Total	2,752

I've used the City's Retirement Income Projection Calculator to project my retirement income and expenses.



I have a will and/or trust.

